






Filter Knowledge, Unfiltered




Technical Service Bulletin 99-3R2

Universal Oil Filter Installation Symbols

The symbols in this bulletin are offered as a standard that may be adopted independently by filter manufacturers in order to provide a uniform graphical representation of various steps used to properly install oil filters. The filter installation steps represented by these symbols are provided in multiple languages to assist installation in various market regions.

<p>1.</p> 	<p>English Spanish French German Italian Dutch Portuguese Japanese</p>	<p>Clean filter mounting base on the engine Limpie la base de montaje del filtro del motor Nettoyez la base du filtre Filteranschraubflaeche reinigen Pulire la base del filtro Filterbasis reinigen Limpe a base do filtro フィルター底を拭きます。</p>
<p>2.</p> 	<p>English Spanish French German Italian Dutch Portuguese Japanese</p>	<p>Seat gasket Coloque el empaque Inserez le joint Dichtung einsetzen Inserire la guarnizione Pakking plaatsen Coloque a gaxeta / junta de vedacáo ガスケットを取付けます。</p>
<p>3.</p> 	<p>English Spanish French German Italian Dutch Portuguese Japanese</p>	<p>Fill filter with oil Ponga aceite en el filtro Remplissez le filtre d'huile Filter mit Oel befuellen Riempira il filtro dell 'olio Filter met olie vullen Ponha óleo no filtro フィルターにオイルを給油します。</p>

<p>4.</p> 	<p>English Spanish French German Italian Dutch Portuguese Japanese</p>	<p>Oil gasket Aceite el empaque Lubrifiez le joint Dichtung einölen Lubrificare la guarnizione Pakking olien Lubrigique o filtro com óleo</p> <p>ガスケットにオイルを塗ります。</p>
<p>5.</p> 	<p>English Spanish French German Italian Dutch Portuguese Japanese</p>	<p>Hand tighten Apriete a mano Serrez á la main Mit der Hand anziehen Avvitare a mano Vastschroeven met de hand Apoerte com a mão</p> <p>手でしっかり閉めます。</p>
<p>6.</p> 	<p>English Spanish French German Italian Dutch Portuguese Japanese</p>	<p>Complete tightening Apriételo Totalmente Reserrez completement Vollstaendig anziehen Stringere forte Volledig vastschroeven Aperte-o totalmente</p> <p>最後までしっかり閉めます。</p>
<p>7.</p> 	<p>English Spanish French German Italian Dutch Portuguese Japanese</p>	<p>Fill engine with oil Ponga aceite al motor Remplissez le moteur d'huile Ol nachfuellen Riempira il motore dell 'olio Olie in de motor doen Ponha óleo no motor</p> <p>エンジンタンクに給油します。</p>
<p>8.</p> 	<p>English Spanish French German Italian Dutch Portuguese Japanese</p>	<p>Check oil level Revise el nivel de aceite Verifiez le niveau d'huile Oelstand pruefen Controllare la pressions dell 'olio Oliepeil controleren Meça o óleo</p> <p>オイルを確認します。</p>

<p>9.</p> 	<p>English Spanish French German Italian Dutch Portuguese Japanese</p>	<p>Start engine, check for leaks Arranque el motor, revise fugas Démarragez le moteur, vérifiez les fuites Motor anlassen und auf undichte Stellen überprüfe Avviare il motore, controllare le perdite Motor starten, controleren naar lakken Arranque o motor / verifique vazamentos エンジンをかけてオイル漏れしないか確認します。</p>
<p>10.</p> 	<p>English Spanish French German Italian Dutch Portuguese Japanese</p>	<p>Check oil pressure Revise la presión del aceite Vérifiez la pression d'huile Öldruck prüfen Controllare la pressione dell'olio Oliedruk controleren Verifique a pressão do óleo 油圧をチェックします。</p>
<p>11.</p> 	<p>English Spanish French German Italian Dutch Portuguese Japanese</p>	<p>Please recycle Por favor recicle Recyclez s'il vous plait Bitte wiederverwerten Per favore riciclare Gelieve te recycleren Por favor, recicle オイルフィルターはリサイクルしましょう。</p>

For additional information, contact:

Filter Manufacturers Council
P.O. Box 13966
Research Triangle Park, NC 27709-3966
Phone: 919/406-8817 Fax: 919/406-1306
www.filtercouncil.org
Administered by Motor & Equipment Manufacturers Association